

MilwSCD Halloween Dance Party 2019

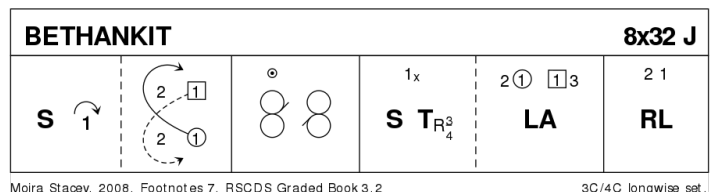
On-line cribs and videos:

<http://my.strathspey.org/dd/list/22291/>

1 BETHANKIT J32 · 3/4L

Moira Stacey: A Third Book of Graded Scottish Country Dances · Crib: E-cribs · Diagram: Keith Rose's Diagrams

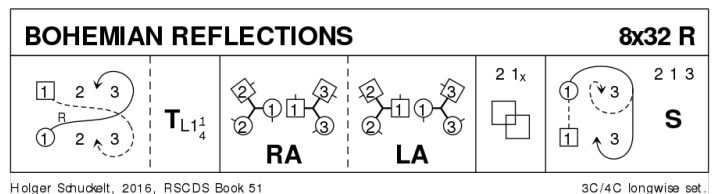
- 1-- 1c set | cast off (2c up) ; 1c ½ Fig8 round 2c (2,1x,3)
- 9-- 2c+1M & 1W+3c Reel3 across, Lsh to 3cnr (2,1x,3)
- 17-- 1c set | turn RH ¾ ; 2c+1M & 1W+3c LHA to (2,1,3)
- 25-- 2c+1c R&L (2,1,3)



2 BOHEMIAN REFLECTIONS R32 · 3/4L

Holger Schuckelt: RSCDS LI 12 · Crib: E-cribs · Diagram: Keith Rose's Diagrams

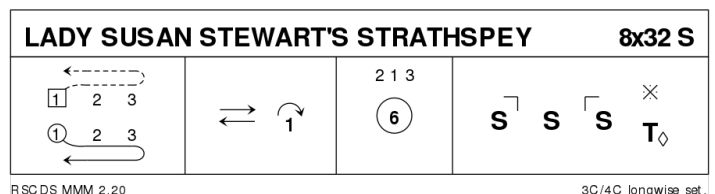
- 1-- 1c lead down [cross and cast to 2plx (2c up) ; 1c turn LH 1 1/4 to midline, Lsh to Lsh, facing own sides
- 9-- 1c Teapots R, pass Rsh ; Teapots L (2,1x,3)
- 17-- 2c+1c La-Chain, 1M face out at end
- 25-- 1M followed by P casts round 3W | crosses to own side ; 1M casts round 3M **while** 1W dance up to 2pl, *pulling Rsh back* | all set



3 LADY SUSAN STEWART'S STRATHSPEY S32 · 3/4L

Miss Milligan's Miscellany of Scottish Country Dances · Crib: E-cribs · Diagram: Keith Rose's Diagrams

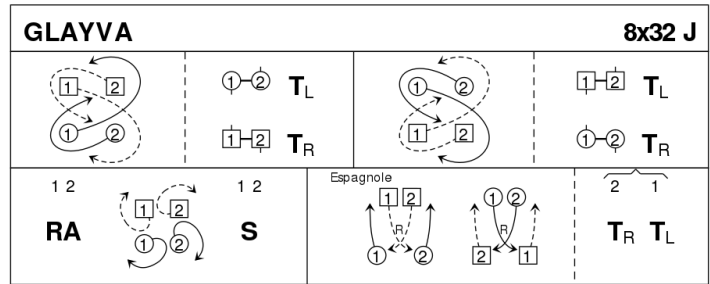
- 1-- 1c cast off behind own lines ; and cast back
- 9-- 1c lead down {3}, up {3} | and cast (2c up) (2,1,3)
- 17-- All Circle6 and back, 1c face 1cnr
- 25-- Set 6 bars of »H&G« | 1c clap and Petronella to (2,1,3)



4 GLAYVA J32 · 2/4L

John Drewry: *The Canadian Book of Scottish Country Dances* · Crib: *E-cribs* · Diagram: *Keith Rose's Diagrams*

- 1- 1c+2c ½ DbIFig8 (1c cross down to begin) ; 1c turn 2c easy hand on side (1c inwards) (1x,2x)
- 9- Repeat from new positions (1,2)
- 17- 1c+2c RHA and dance to centre and pull Rsh back ; dance out to places | all set (facing in)
- 25- 1c+2c Espagnole.



John Drewry, 1976, Canadian Book

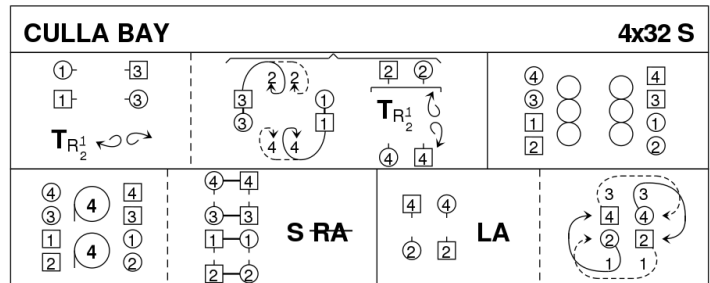
2C/4C longwise set.

Espagnole: both W lead RHJ to M side, cross and cast back to exchanged places while {4} Men cross to W side, lead RHJ back to M side and cross to exchanged places ; all turn P EH (2,1)

5 CULLA BAY S32 · 4S

Ann Dix: *RSCDS XLI 2* · Crib: *E-cribs* · Diagram: *Keith Rose's Diagrams*

- 1- 1c+3c turn RH ½ with person opposite, face that person | twirl R and into opposite place ; 2c+4c repeat this and face in **while**{4} 1c+3c (W leading) chase ¼ clw | curve into centre and swivel R to face out (1c facing 4pl and 3c facing 2pl)
- 9- Parallel Reels4 across
- 17- 2c+1c & 3c+4c circle4 L ; face other couple and set | ½ RHA, flowing into
- 25- 2c+4c LHA in the middle ; dance out passing same sex standing dancer on the side Rsh, and chase R (M leading) to 1pl/3pl (to 2,3,4,1).



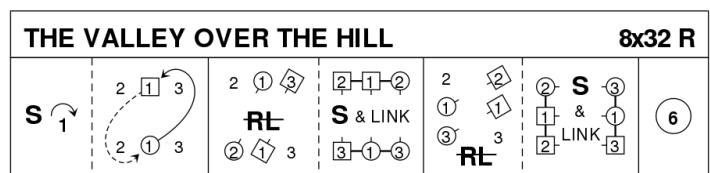
Ann Dix, 1992, Reel Friends, RSCDS Book 41.2

4C/4C square set.

6 THE VALLEY OVER THE HILL R32 · 3/4L

Dan Blim: *Reeladelphia 2* · Crib: *E-cribs* · Diagram: *Keith Rose's Diagrams*

- 1-- 1c set | cast off (2c up) ; ½ Fig8 R (2,1x,3)
- 9-- 1c+cnrs to the R ½ diag. R&L ; S&Link3 into lines across (all face P)
- 17-- 1c+cnrs to the L ½ diag. R&L ; S&Link3 (2,1,3)
- 25-- Circle6 and back



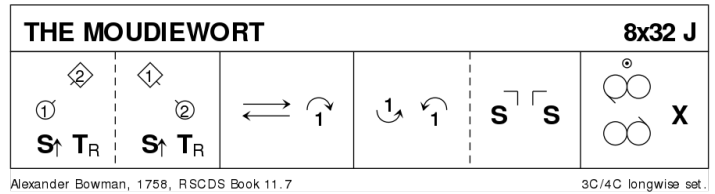
Dan Blim, 2010, 2eeladelphia

3C/4C longwise set.

7 THE MOUDIEWORT J32 · 3/4L

Alexander Bowman: RSCDS XI 7 · Crib: E-cribs · Diagram: Keith Rose's Diagrams

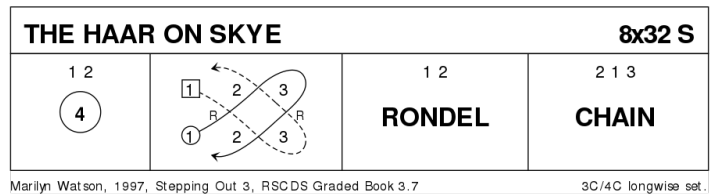
- 1- 1M+2W set advancing, turn RH to places ; 1W+2M repeat
- 9- 1c lead down the middle {3} and up, cast off one (2c up) (2,1,3)
- 17- 1c dance down between 3c and cast up to face 1cnrs ; set to 1cnrs, set to 2cnrs
- 25- Reels3{6} on the sides (Rsh to 2cnr) | 1c cross (2,1,3)



8 THE HAAR ON SKYE S32 · 3/4L

Marilyn Watson: A Third Book of Graded Scottish Country Dances · Crib: E-cribs · Diagram: Keith Rose's Diagrams

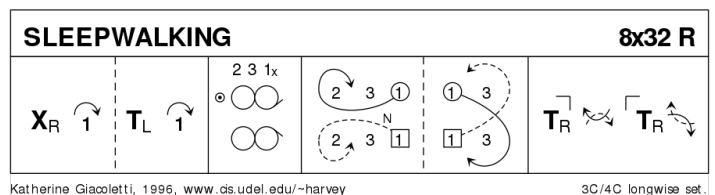
- 1-- 1c+2c Circle4 and back
- 9-- 1c cross down RH between 2c, cast off ; cross up RH between 3c and cast up to 1pl (2c step in), finish for
- 17-- 1c+2c Rondel (2,1,3)
- 25-- 2c+1c+3c G-Chain (2c cross to start)



9 SLEEPWALKING R32 · 3/4L

Katherine Giacoletti · Crib: E-cribs · Diagram: Keith Rose's Diagrams

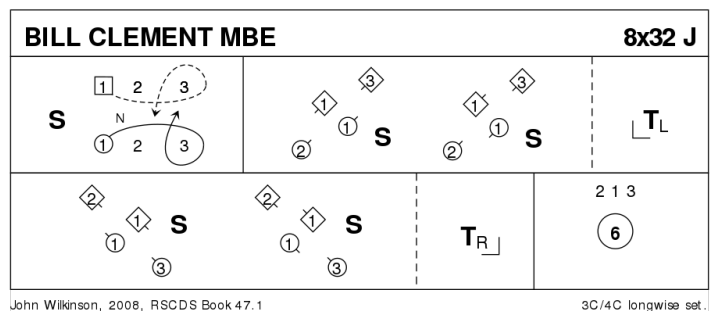
- 1- 1c cross RH | cast (2c up) ; turn LH and cast off (3c up) (2,3,1x)
- 9- Mirror Reels3 on the sides, 3c starting out and down
- 17- 3c continue the reel to 3pl **while** 1c NHJ dance to the top | 1c cast off and ½Fig8 down to (2,1,3)
- 25- 1c turn 1cnr RH and pass P Rsh ; turn 2cnr RH and pass Rsh to (2,1,3) (corners turn for {4})



10 BILL CLEMENT MBE J32 · 3/4L

John Wilkinson: RSCDS XLVII 1 · Crib: E-cribs · Diagram: Keith Rose's Diagrams

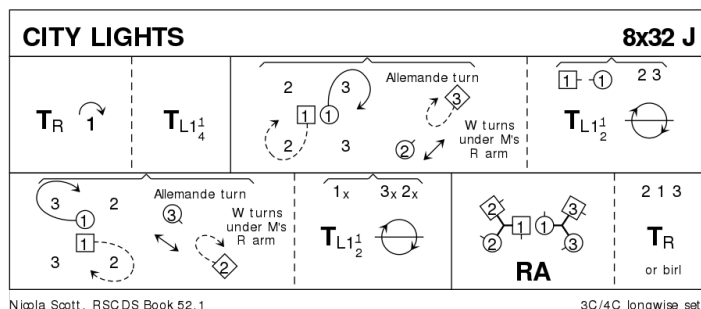
- 1- 1c set | dance between 3c (2c up) and cast up to finish side by side LHJ facing 1cnr
- 9- Set to 1cnr and turn inwards and join RH | set to 3cnr ; turn 3cnr LH to face 2cnr RHJ
- 17- Set to 2cnr and turn inwards and join LH | set to 4cnr ; turn 4cnr RH to (2,1,3)
- 25- Circle6 and back



11 CITY LIGHTS J32 · 3/4L

Nicola Scott: RSCDS LII 1 · Crib: E-cribs · Diagram: Keith Rose's Diagrams

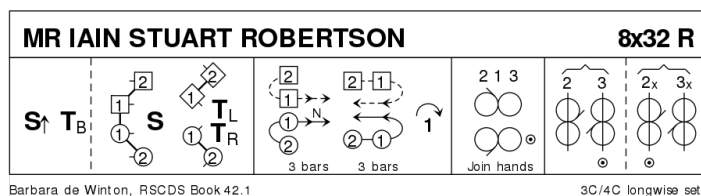
- 1-- 1c turn RH | cast (2c up) ; turn LH 1¼ to face 1cnrs (2, 1,3)
- 9-- »Corners Pass And Allemande Turn R« on 1diag [same figure as Corners Pass And Turn, except that cnrs dance an Allemande Turn to the Right and 1c meet P in centre at end] ; all cnrs chase clw ½ **while{4}** 1c turn LH 1¼ to face 2cnrs[pos] (3x, 1,2x)
- 17-- Repeat [9-12] on 2diag ; repeat [13-16], 1c finish in centre Lsh to P facing opposite side (2, 1,3)
- 25-- 1W+2c & 1M+3c RHA (to 2,1,3) ; all turn P RH (or birl) (2,1,3)



12 MR IAIN STUART ROBERTSON R32 · 3/4L

Barbara de Winton: RSCDS XLII 1 · Crib: E-cribs · Diagram: Keith Rose's Diagrams

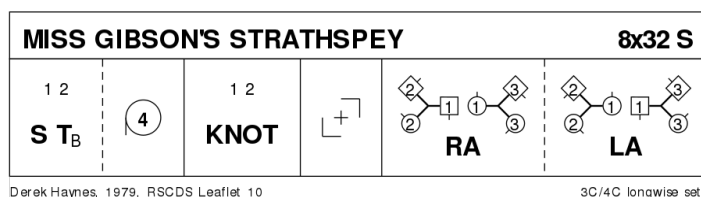
- 1-- 1c set advancing | turn BH and face down NHJ ; join free hand with 2c who face out and up, and set | 1c turn 2c EH, (to 1,2,3 with 1c NHJ)
- 9-- 1c dance down (2c start up and follow) {3}, and up (2c split and follow) {3} | 1c cast off one as 2c dance to top facing out (2,1,3)
- 17-- Mirror Reels3 on sides (1c in and down) join hands when possible, 2c+3c finish with loops (2,1,3)
- 25-- Lsh ½Reels3 across (M down W up) ; Lsh ½Reels3 across (M up W down)



13 MISS GIBSON'S STRATHSPEY S32 · 3/4L

Derek Haynes: The Leaflet Dances with Music · Crib: E-cribs · Diagram: Keith Rose's Diagrams

- 1-- 1c+2c set | turn BH ; circle4 L
- 9-- 1c+2c Knot, 1c finish facing 1cnrs
- 17-- Turn CPCP, with final wide ¾ LH turn into
- 25-- Teapots R and L (1M+3c & 1W+2c RHA, 1c pass Rsh, cnrs not to sidelines ; 1M+2c & 1W+3c LHA) (2,1,3)

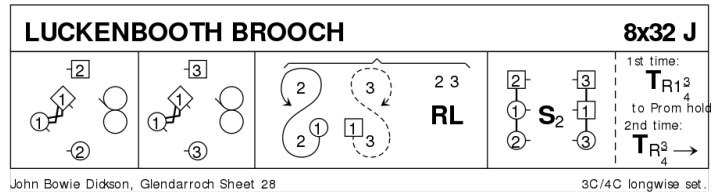


14 THE LUCKENBOOTH BROOCH

J32 · 3/4L

John Bowie Dickson: Reels and Wheels (CD booklet) · Crib: E-cribs · Diagram: Keith Rose's Diagrams

- 1- 1c in promhold (1M on the R) Reel3 with 2c (Rsh to 2M), 2c finish in 1pl
- 9- Repeat with 3c, finish in centre, facing M side, 1M above 1W
- 17- 2c+3c dance R&L **while{8}** 1c dance out on M side, divide and cast to meet in centre, dance out on W side, divide and cast into
- 25- In lines across 1M+2c facing 1W+3c set twice ; 1c turn RH 1¼ to promhold to continue (2,1,3) (on 2nd time through, turn RH ¾ and dance down to 4pl (4c up))



15 DA RAIN DANCIN'

R32 · 3/4L

Ron Wallace: Whiteadder Collection · Crib: E-cribs · Diagram: Keith Rose's Diagrams

- 1- 1c dance down 2 places and cast up to 2pl (2c up) ; 2c+1c+3c set and cross RH (2x,1x,3x)
- 9- 1c dance up and cast off one ; 2c+1c+3c set | 2c+3c cross LH **while** {2} 1c turn LH to face 1cnr:
- 17- 1c set R to 1cnr {1} and L to P {1} | turn ¾ RH ; set R to 2cnr and L up/down to P | turn ¾ RH to 2pl
- 25- 2c+1c+3c circle6 and back. (2,1,3)

