

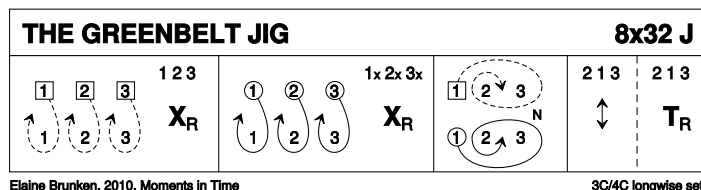
MkeSCD Halloween Costume Ball 2025

1 THE GREENBELT JIG J32 · 3/4L

Elaine Brunken: Moments in Time · Crib: SCDDDB Contributed Cribes & Diagrams · Diagram: Keith Rose's Diagrams

- 1- 1L+2L+3L dance round partner RSh and back to place | 1c+2c+3c cross RH
- 9- 1M+2M+3M dance round partner Rsh and back to place | 1c+2c+3c cross RH (1c fin facing out)
- 17- 1c cast off 2 places (2c up on 17-18), dance up, cast off
- 25- 2c+1c+3c Adv+Ret ; 2c+1c+3c turn RH

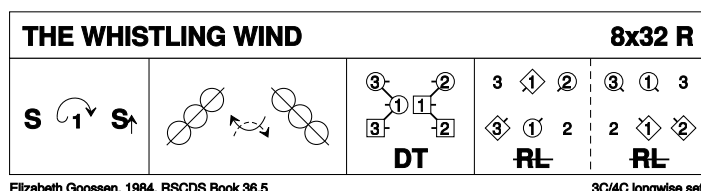
All Dancers



2 THE WHISTLING WIND R32 · 3/4L

Elizabeth Goossen: RSCDS XXXVI 5 · Crib: E-cribs · Diagram: Keith Rose's Diagrams

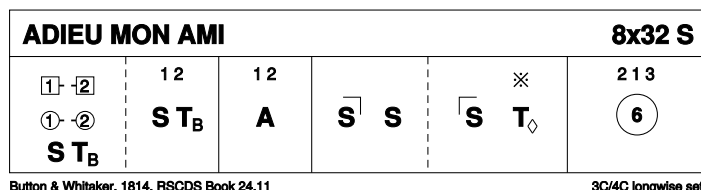
- 1- 1c set | long cast to 2pl (2c up on [5-6]) | set advancing to 1cnrs
- 9- 1c ½Reel4 with 1cnrs, pass Rsh ; 1c ½Reel4 with 2cnrs finishing BtoB in the middle, 1M facing up, 1W down
- 17- DTr up / down, finish 2pl own side (3x, 1,2x)
- 25- Diagonal R&L (M down, W up) (2,1,3)



3 ADIEU MON AMI S32 · 3/4L

RSCDS XXIV 11 · Crib: E-cribs · Diagram: Keith Rose's Diagrams

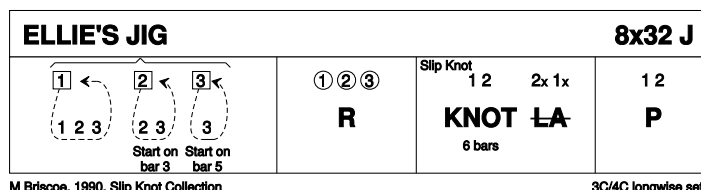
- 1- 1c set to 2c | turn that person BH ; 1c+2c set to P, turn BH into
- 9- 1c+2c Allemande, 1c finish facing 1cnr
- 17- SetH&G , on [23-24] petronella turn with clap to 2pl (2,1,3)
- 25- All Circle6 and back (2,1,3)



4 ELLIE'S JIG J32 · 3/4L

Melbourne Briscoe: Slip Knot Collection plus 7 More · Crib: E-cribs · Diagram: Keith Rose's Diagrams

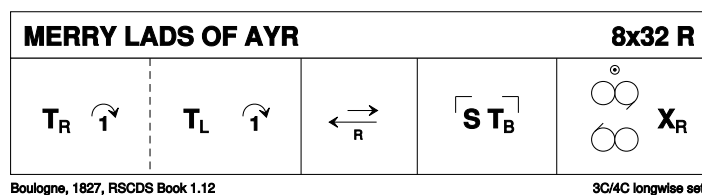
- 1- 1W cross above P, dance down behind men, 2W follows on bar 3, 3W on bar 5, all cross below 3M and up own side to places
- 9- Men repeat (Rsh to P)
- 17- 1c+2c 6 bars of Knot, ½ LHA (to 1,2,3)
- 25- 1c+2c Poussette



5 MERRY LADS OF AYR R32 · 3/4L

RSCDS I 12 · Crib: E-cribs · Diagram: Keith Rose's Diagrams

- 1– 1c turn RH, cast off one (2c up) ; turn LH, cast off one (3c up)
- 9– 1c lead down the middle (3c down) ; and up to face 1cnrs
- 17– 1c set to and turn corners
- 25– 2c+1c+3c Reel3 in sidelines (Lsh to 1cnr) {6} ; 1c cross (2,1,3)

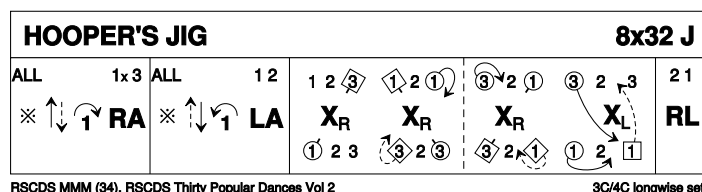


INTERVAL - PHOTO

6 HOOPER'S JIG J32 · 3/4L

Miss Milligan's Miscellany of Scottish Country Dances · Crib: E-cribs · Diagram: Keith Rose's Diagrams

- 1– All clap, 1c cross Rsh and cast off one (2c up) ; 1c+3c RHA
- 9– All clap, 1c cross back Rsh, cast up to own place (2c down) ; 1c+2c LHA
- 17– 1M+3W change places RH | 1W+3M change RH, **while{2}** 1M+3W dance a Rsh loop ; 1M+3W cross back RH **while{2}** 1W+3M loop | 1W+3M cross back LH, 1W to 2pl
- 25– **while{2}** 1M casts to 2pl (2c up)
- 25– 2c+1c R&L

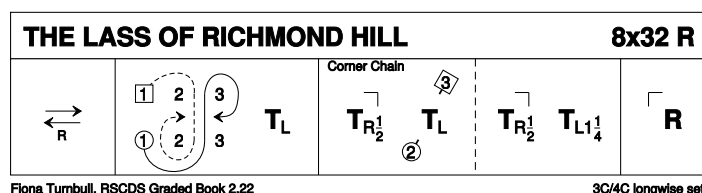


All Dancers

7 THE LASS OF RICHMOND HILL R32 · 3/4L

Fiona Turnbull: A Second Book of Graded Scottish Country Dances · Crib: E-cribs · Diagram: Keith Rose's Diagrams

- 1– 1c lead down the middle and up, and face up in the middle
- 9– 1c cast (2c up) | cross Lsh and dance Rsh round 1cnr | turn P LH to face 1cnr
- 17– 1c+1cnrs cnr-Chain, finish facing 2cnr
- 25– 1c+2cnrs cnr-Chain, finish (2,1,3)



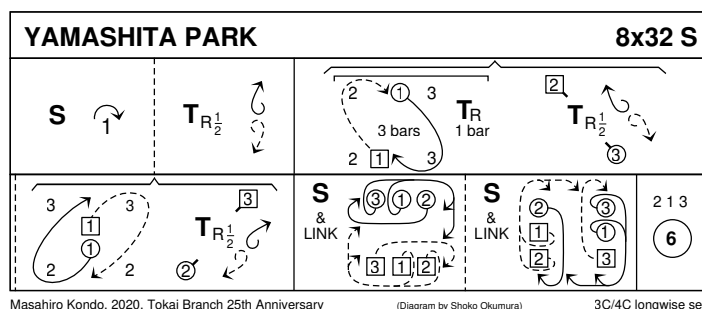
Cnr-Chain: 1c turn cnr RH $\frac{1}{2}$ | cnrs turn LH ; 1c turn same cnr RH $\frac{1}{2}$ | 1c turn LH to enter next figure

All Dancers

8 YAMASHITA PARK S32 · 3/4L

Masahiro Kondo: RSCDS Tokai 25th Anniversary Book 11 · Crib: E-cribs · Diagram: Keith Rose's Diagrams

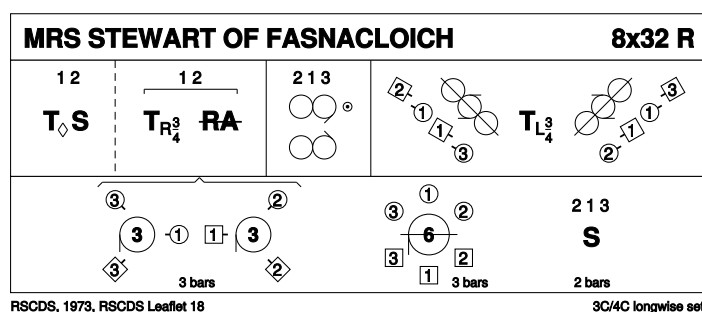
- 1- 1c set | cast off (2c up) ; turn RH ½, face P and cast away to 2pl (2,1x,3)
 9- *Corners Pass and Cast Away* : 1c+4cnrs pass RSh, cnrs turn RH ½, face each other and cast away to exchanged places as 1c meet P and turn RH to face 3cnrs ; repeat with 3cnrs. On [16] 1c pass P RSh to 2plx (3x,1x,2x)
 17- 3C Set&Link twice (2,1,3)
 25- Circle6 and back (2,1,3)



9 MRS STEWART OF FASNACLOICH R32 · 3/4L

RSCDS: The Leaflet Dances with Music · Crib: E-cribs · Diagram: Keith Rose's Diagrams

- 1- 1c+2c Petronella turn and set ; turn RH ¾ into ½ RHA (2,1,3)
 9- 2c+1c+3c mirror Reels3 on opp. sides, 1c crossing down RH through 3c to start, 1c finish facing 2cnrs and 2c+3c loop into place
 17- Half diagonal RSh Reel4 with 2cnrs, turn LH into ; half diagonal LSh Reel4 with 1cnrs, at end 1c pass LSh into
 25- 1M+3c (at top) & 1W+2c circle3 L {3}, break (1c leading) into ½ circle6 L, to places {3} | all set (2,1,3)

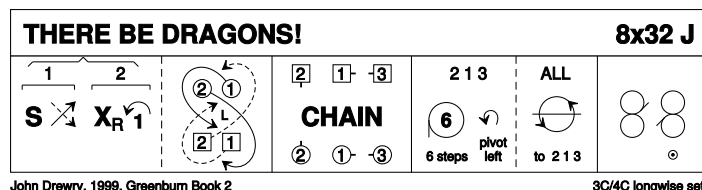


Advanced Dancers

10 THERE BE DRAGONS J32 · 3/4L

John Drewry: The Greenburn Book 2 · Crib: MiniCribs · Diagram: Keith Rose's Diagrams

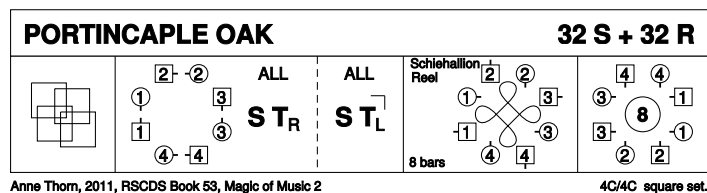
- 1-8 1s set & cross to 2nd place while 2s cross RH & cast up, 2s+1s dance double 1/2 Fig of 8 (1s cast)
 9-16 2s+1s+3s dance Grand Chain
 17-24 2s+1s+3s circle 6H round to left, pivot & chase back to places
 25-32 1s dance reels of 3 across (Lady with 2s & Man with 3s)



11 PORTINCAPLE OAK M64 · 4S

Anne Thorn: RSCDS LIII 24 · Crib: E-cribs · Diagram: Keith Rose's Diagrams

- 1– 1c+3c & 2c+4c L-Chain (W make RHA in the middle)
- 9– All set to and turn P RH ; set to and turn cnr LH, finish in own places, W facing out
- 17– Half Schiehallion Reel (3,4,1,2)
- 25– Circle8 and back



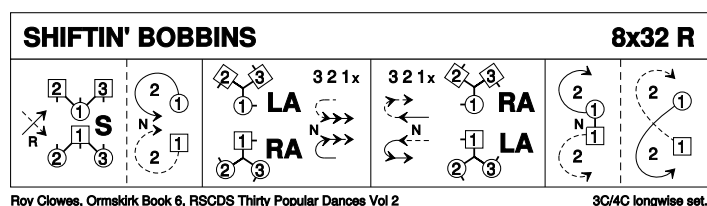
Repeat once only in Reel time.

INTERVAL - PRIZES

12 SHIFTIN' BOBBINS R32 · 3/4L

Roy Clowes: Thirty Popular Dances, Volume Two · Crib: E-cribs · Diagram: Keith Rose's Diagrams

- 1– 1c cross down RH (2c up) to 2plx in DTr position with corners | set as DTr ; cast up, meet and dance down to 2pl in middle
- 9– 2M+1W+3M RHA, **while**{4}
2W+1M+3W LHA ; 1c followed by 2c+3c dance down the middle
- 17– 3c+2c+1c dance up the middle, 3c casting to 3pl, flowing into ; 1W+2M+3M LHA, **while**{4}
1M+2W+3W RHA
- 25– 1c dance to top, cast off one ; ½ Fig8 up round 2c.

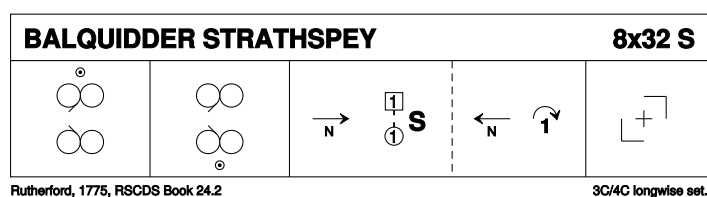


All Dancers

13 BALQUIDDER STRATHSPEY S32 · 3/4L

David Rutherford: RSCDS XXIV 2 · Crib: E-cribs · Diagram: Keith Rose's Diagrams

- 1– 1c+2c+3c mirror Reels3 on the sides, 1c crossing down to begin
- 9– Repeat, 1c crossing back to own sides
- 17– 1c dance NHJ between 2c, face each other and set ; dance to top and cast off to face 1cnr (2c up)
- 25– Turn CPCP (2,1,3)

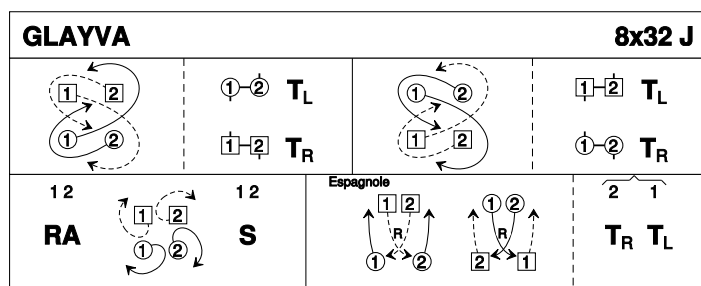


Potential All Dancers

14 GLAYVA J32 · 2/4L

John Drewry: *The Canadian Book of Scottish Country Dances* · Crib: *E-cribs* · Diagram: *Keith Rose's Diagrams*

- 1– 1c+2c ½ DbIFig8 (1c cross down to begin) ; 1c turn 2c easy hand on side (1c inwards) (1x,2x)
- 9– Repeat from new positions (1,2)
- 17– 1c+2c RHA and dance to centre and pull Rsh back ; dance out to places | all set (facing in)
- 25– 1c+2c Espagnole.



John Drewry, 1976, Canadian Book

2C/4C longwise set.

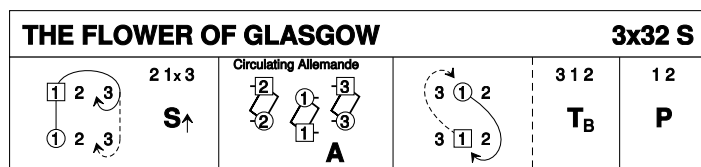
Espagnole: both W lead RHJ to M side, cross and cast back to exchanged places while{4} Men cross to W side, lead RHJ back to M side and cross to exchanged places ; all turn P EH (2,1)

Advanced Dancers

15 THE FLOWER OF GLASGOW S32 · 3/3L

Ruth Taylor: *RSCDS XLVI 9* · Crib: *E-cribs* · Diagram: *Keith Rose's Diagrams*

- 1– 1W, 1M following, cast off 2, cross below 3c ; 1W cast up and 1M dance up the middle and 2c dance up (to 2,1x, 3) | All set adv into promhold, 1c facing down, 2c & 3c up
- 9– Circulating Allemande: all dance as in a normal 3c allemande, only 1c starts down, finish (3,1x,2)
- 17– 1c ½ Fig8 L (W up M down) ; all turn P BH (3,1,2)
- 25– 1c+2c Poussette (3,1,2)



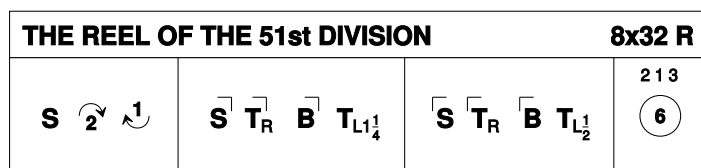
Ruth Taylor, 2004, RSCDS Book 46.9

3C/3C longwise set.

16 THE REEL OF THE 51ST DIVISION R32 · 3/4L

James Edward McCartney Atkinson: *RSCDS XIII 10* · Crib: *E-cribs* · Diagram: *Keith Rose's Diagrams*

- 1– 1c set | cast off two places (2c up) and lead up to 1cnrs
- 9– 1c set to 1cnr | turn 1cnr RH and join LH in the middle ; BiL | turn 1¼ LH to 2cnrs
- 17– Repeat with 2cnrs | cross to (2,1,3)
- 25– 2c+1c+3c circle6 and back.



Jimmy Atkinson & Peter Oliver, 1940, RSCDS Book 13.10

3C/4C longwise set.

All Dancers