

MkeSCD Halloween Costume Ball 2024

1 MILITARY TWO STEP X16 · 1RR

James Finnigan: *A Guide to Scottish Country Dancing (ex-Collins)* · Crib: SCDDDB Contributed Cribbs & Diagrams

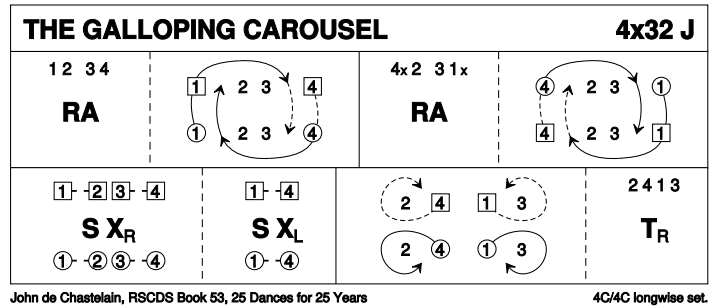
Couples round the room facing anticlockwise, ladies on the men's right. Start with ladies' left hands on men's right shoulders, men's right arms loosely around ladies' waists.

- 1-2 Bouncing on the inner foot, touch heel then toe of outer foot to the ground twice.
- 3-4 Walk forward for three steps then turn towards partner to face in the opposite direction.
- 5-8 Repeat in the opposite direction, finishing facing partner.
- 9-10 With both hands joined, jump onto both feet, then kick right foot across left; jump onto both feet again, then kick left foot across right.
- 11-12 The man raises his left hand (and the lady's right), dropping the other hand, and the lady (walking forward) turns once under the raised hands. Finish in ballroom hold.
- 13-16 Polka around the room, finish ready to start again.

2 THE GALLOPING CAROUSEL J32 · 4/4L

John de Chastelain: *RSCDS LIII 3* · Crib: E-cribs · Diagram: Keith Rose's Diagrams

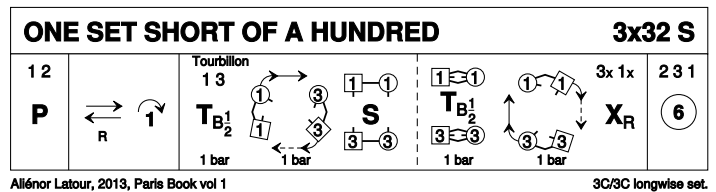
- 1- 1c+2c & 3c+4c RHA ; 1W & 4M (partners following) chase clw behind sidelines to other end (4x,2,3,1x)
- 9- Repeat from new positions, to own places
- 17- 1c facing 2c & 3c facing 4c set | change places RH ; 1c+4c repeat LH (2,4,1,3)
- 25- 1c & 4c dance out between nearest end couple and cast back ; all C turn RH (2,4,1,3)



3 ONE SET SHORT OF A HUNDRED S32 · 3/3L

Aliénor Latour: *The Paris Book of Scottish Country Dances, volume 1* · Crib: E-cribs · Diagram: Keith Rose's Diagrams

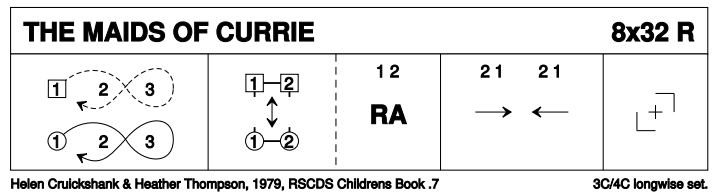
- 1- 1c+2c Pousette
- 9- 1c lead down {3}, up {3} and cast to 2pl (2c up) (2,1,3)
- 17- 1c+3c Tourbillon
- 25- Circle6 and back (2,3,1)



4 THE MAIDS OF CURRIE R32 · 3/4L

Cruickshank, Helen / Thomson, Heather: *Scottish Country Dances for Children* · Crib: E-cribs · Diagram: Keith Rose's Diagrams

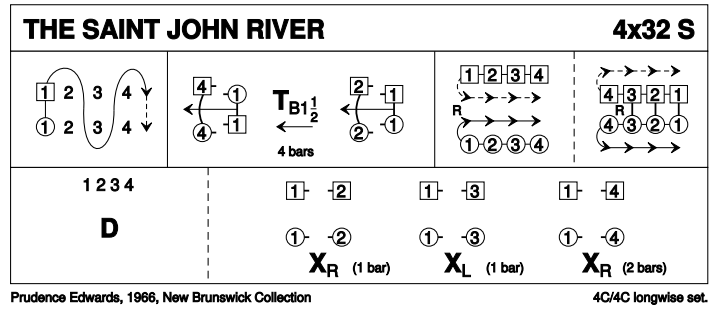
- 1- 1c Rsh fig8 on own side round 2c & 3c
- 9- 1c+2c A&R ; RHA (1,2,3)
- 17- 1c with 2c following lead down the middle and up (2c leading) (2,1,3)
- 25- Turn CPCP (2,1,3)



5 THE SAINT JOHN RIVER S32 · 4/4L

Prudence Edwards: Collins Pocket Reference: Scottish Country Dancing · Crib: E-cribs · Diagram: Keith Rose's Diagrams

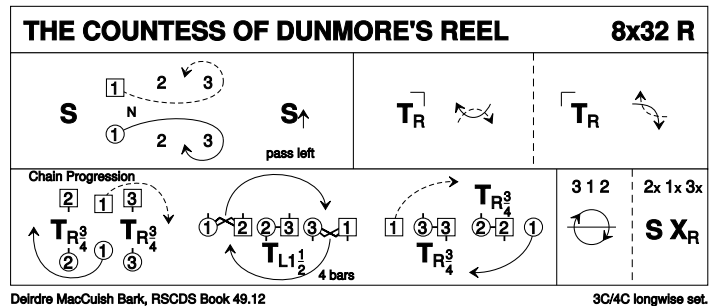
- 1- 1W (1M following) cast off 1 place, cross to M side, cast off 1 pl, cross to W side, cast off 1 pl, cross to below 4M place opposite side (*the meandering brook*)
- 9- 1c dance (NHJ) up under arch by 4c {2}, 1½ BH turn {4}, dance up under arch by 2c to own places {2} (*bridges and pools*)
- 17- 1c lead down the middle, as 2c+3c+4c dance up the sides and follow ; 4C casts from the top as the others lead up and cast, 1c casting too (1,2,3,4) (*inverting waterfalls on the tidal lower river*).
- 25- 1c+2c+3c+4c dance BtoB ; 1M+2M & 1W+2W turn RH ½ {1}, 1M+3M & 1W+3W turn LH ½ {1}, 1M+4M & 1W+4W turn RH ½ {2} (*river meets the sea*)



6 THE COUNTESS OF DUNMORE'S REEL R32 · 3/4L

Deirdre MacCuish Bark: RSCDS XLIX 12 · Crib: E-cribs · Diagram: Keith Rose's Diagrams

- 1- 1c set | dance down (2c up) ; cast up round 3c | set advancing to face 1cnr
- 9- 1c turn 1cnr RH, pass Rsh; turn 2cns RH, pass Rsh to face out in 2pl (cnrs dance for {4}) (2,1,3)
- 17- [3C Chain Progression] 1c cast ¼ clw round set **while** 2c & 3c Turn RH ¾ | 2M+3W turn LH 1½ **while**{4} the others promenade clw ½ round set | 3c+2c turn RH ¾ **while** 1c dance clw to 2pl (3,1,2)
- 25- all chase ½ way clw ; set | cross RH (2,1,3)



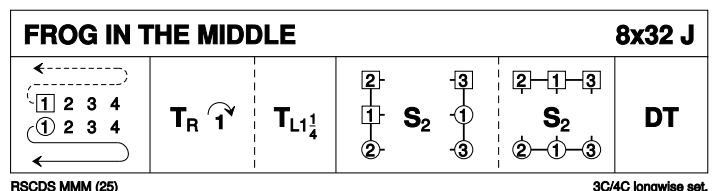
3C Chain Progression was earlier known as Chaperoned Chain Progression

Interval - Group Photo

7 FROG IN THE MIDDLE J32 · 3/4L

Miss Milligan's Miscellany of Scottish Country Dances · Crib: E-cribs · Diagram: Keith Rose's Diagrams

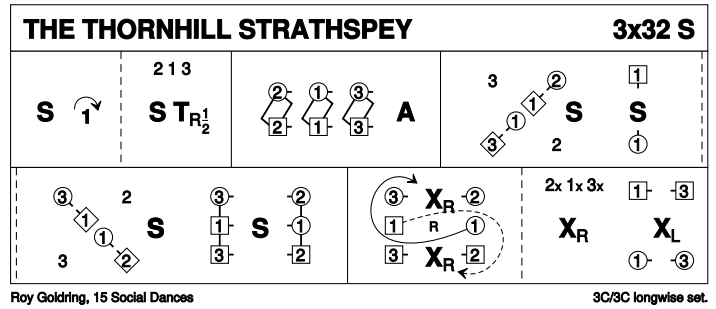
- 1- 1c cast off behind own lines ; cast back to places
- 9- 1c turn RH | cast off (2c up) ; turn LH 1¼ into lines across, 1W up, 1M down
- 17- All set twice, 1c petronella L (swiveling L) to own side on [19-20] (2,1,3) ; all set twice, 1c finishing BtoB facing own side for
- 25- DTr (2,1,3)



8 THE THORNHILL STRATHSPEY S32 · 3/3L

Roy Goldring: 15 Social Dances · Crib: E-cribs · Diagram: Keith Rose's Diagrams

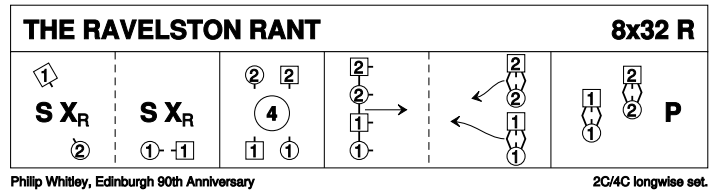
- 1- 1c set, cast off (2c up), 2c+1c+3c set and ½ RH turn to face down
- 9- 2c+1c+3c Allemande starting down, end 2c+3c on opposite sides, 1c facing 3cnr positions (1cnr persons)
- 17- SetH&G, at end all set in lines across (1M below, 1W above)
- 25- All cross RH up/down (cnrs no polite turns) | 1c cast to R into 2plx; all couples cross RH | 1c & 3c change places LH on sidelines (2,3,1)



9 THE RAVELSTON RANT R32 · 2/4L

Philip Whitley: 90 - Twelve anniversary dances celebrating ninety years of RSCDS Edinburgh Branch 9 · Crib: E-cribs · Diagram: Keith Rose's Diagrams

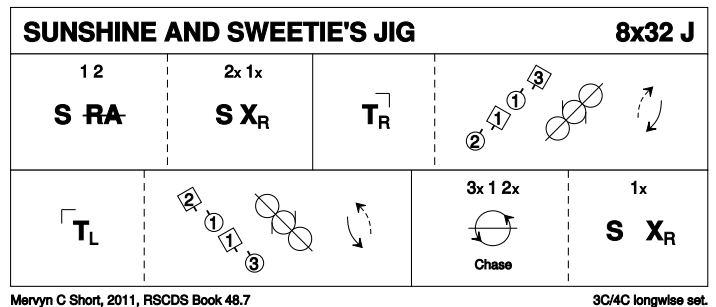
- 1- 1W+2M set | change places RH; 1c set to P | change places RH
- 9- 1c+2c Circle4 and back into line4 across in 1pl facing down (2W,2M,1W, 1M)
- 17- All dance down. On [20], all face P joining BH; 1c & 2c slip up to original places
- 25- Poussette (2,1)



10 SUNSHINE AND SWEETIE'S JIG J32 · 3/4L

Mervyn C Short: RSCDS XLVIII 7 · Crib: E-cribs · Diagram: Keith Rose's Diagrams

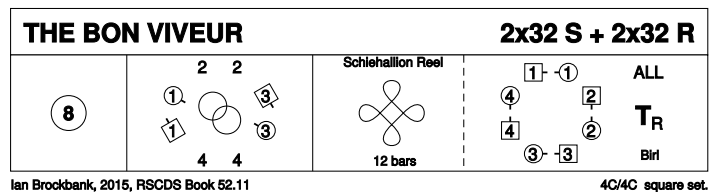
- 1- 1c+2c set | ½ RHA; set | cross RH (2,1,3)
- 9- 1c turn 1cnr RH and face 1cnr; ½ Reel4 on 1diag, 1c finish on sides in 2pl
- 17- 1c turn 2cnr LH and face 2cnr; ½ Lsh Reel4 on 2diag, finish on sides (3x, 1,2x)
- 25- All chase ½ cclw; 1c set | cross RH (2,1,3)



11 THE BON VIVEUR M64 · 4S

Ian Brockbank: RSCDS LII 11 · Crib: E-cribs · Diagram: Keith Rose's Diagrams

- 1- Circle8 and back
- 9- 1c+3c Men's Chain
- 17-28 12 bars of Schiehallion reel (4,1,2,3)
- 29-32 All Birl or Turn P RH (4,1,2,3)

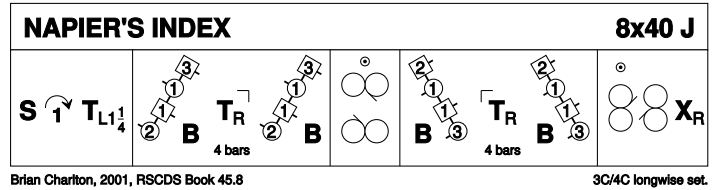


Interval - Prizes

12 NAPIER'S INDEX J40 · 3/4L

Brian Charlton: RSCDS XLV 8 · Crib: E-cribs · Diagram: Keith Rose's Diagrams

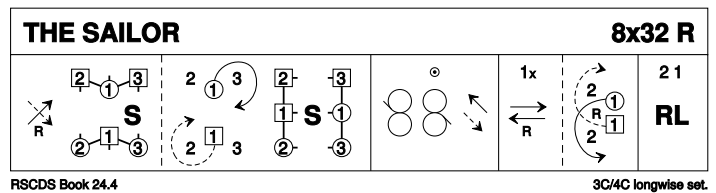
- 1- 1c set | cast off ; turn LH 1¼ into
- 9- 1c+1cnrs BiL | 1c+1cnr turn RH {4} | repeat BiL
- 17- 1c+cnrs Reels3 on the sides, Lsh to 2cnr, 1c finish LHJ and RHJ with 2cnr
- 25- 1c+2cnr repeat [9-16]
- 33- Reels3 across, 1c Lsh to 3cnr, at end 1c cross RH as 2c+3c curve into place (2,1,3)



13 THE SAILOR R32 · 3/4L

RSCDS XXIV 4 · Crib: E-cribs · Diagram: Keith Rose's Diagrams

- 1- 1c cross down RH (2c up) to 2plx and BiL with cnrs ; 1c cast R into lines across | all set
- 9- All Reels3 across, Rsh to 1cnr, finishing (2,1x,3)
- 17- 1c lead down | lead to the top ; cross and cast to (2,1,3)
- 25- 2c+1c R&L.

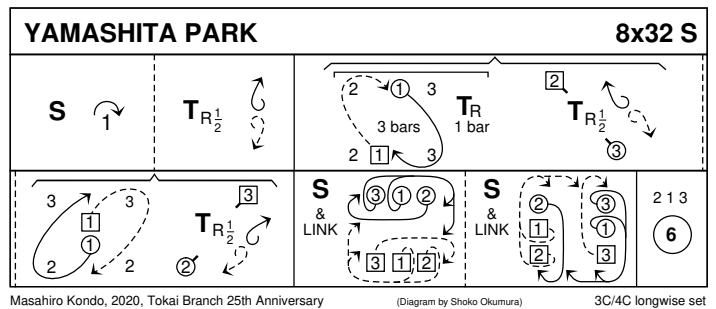


Note: [3-4] is NOT in DTr position.

14 YAMASHITA PARK S32 · 3/4L

Masahiro Kondo: RSCDS Tokai 25th Anniversary Book 24 · Crib: E-cribs · Diagram: Keith Rose's Diagrams

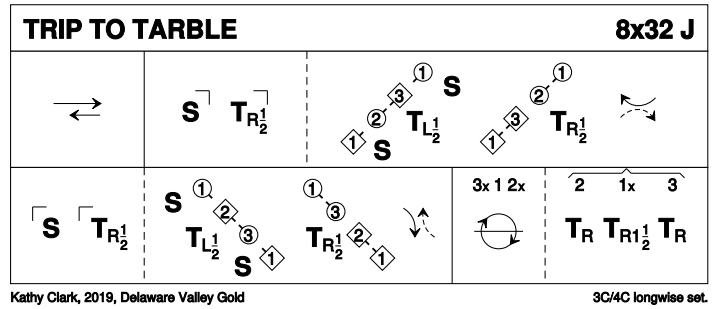
- 1- 1c set | cast off (2c up) ; turn RH ½, face P and cast aways to 2pl (2,1x,3)
- 9- Corners Pass and Cast Away : 1c+4cnrs pass RSh, cnrs turn RH ½, face each other and cast away to exchanged places as 1c meet P and turn RH to face 3cnrs ; repeat with 3cnrs. On [16] 1c pass P RSh to 2plx (3x,1x,2x)
- 17- 3C Set&Link twice (2,1,3)
- 25- Circle6 and back (2,1,3)



15 TRIP TO TARBLE J32 · 3/4L

Kathy Clark: Delaware Valley Gold · Crib: SCDDDB Contributed Cribes & Diagrams · Diagram: Keith Rose's Diagrams

- 1-8 1s DMU to 2nd place facing 1st corners.
- 9-12 1s with 1st corners set and turn R ½.
- 13-14 1s set facing in while 1st corners turn L ½.
- 15-16 1s and 3rd corners turn R ½, 1s couple passing LSh to face 2nd corner diagonal.
- 17-22 Repeat bars 9-14 with 2nd corners.
- 23-24 1s and 2nd corners turn R ½, 1s passing LSh to end 3x, 1, 2x.
- 25-32 All chase clw ½ round the set. 1s turn R 1½ while 2s and 3s turn R.



16 THE HIGHLANDMAN KISSED HIS MOTHER R32 · 3/4L

Miss Milligan's Miscellany of Scottish Country Dances · Crib: E-cribs · Diagram: Keith Rose's Diagrams

- 1- 1c turn RH | cast off (2c up) ; turn LH 1½ to face 1cnrs
- 9- 1c set to and turn corners, finish facing 1cnrs
- 17- Reels3{6} with corners, Lsh to 1cnr | 1c cross RH to own side (2,1,3)
- 25- 2c+1c+3c circle6 and back

